

So You Want To Join The Corps of Discovery?

Over the course of twenty-eight months, the Corps of Discovery traveled across the Louisiana Territory in boats, on foot, and by horseback. They also lived in different types of structures, depending on the time of year and location. They encountered numerous tribes of Native Americans and discovered hundreds of species of plants and animals that were unknown to scientists in the eastern United States.

For this project, you have the option of creating your own version of a journal from the expedition, or building a model of a physical object that was used by the Corps. For either option, you must submit a bibliography that contains your sources for the project.

Option One – Journal

The first option is to create your own version of a journal that includes THREE of the following:

1. A hand drawn map showing the route taken by the Corps of Discovery
- AND
2. An overview of one Native American tribe that the Corps met during the trip
- PLUS, CHOOSE ONE
3. A report on the two winter camps used by the Corps.
4. Drawings and descriptions of plants and animals discovered by the Corps

You should present all three sections in a scrapbook, journal, or similar format.

Option Two – Model

The second option is to build a model of an object used during the expedition. If you choose this option, you may build a replica of one of the following:

1. Keelboat
2. Dugout Canoe
3. Floyd's Monument
4. Mandan Earthen Lodge
5. Ft. Mandan
6. Ft. Clatsop
7. Storage Cache

Your model must also include scenery (river, surrounding land, etc...)

*** If you choose this option, be prepared to spend a significant amount of time collecting materials and creating the model.

Rubric – Journal

1. **Trail Map** (25 Points) – This map is to be hand drawn, not printed from the Internet. Each of the following should be included in your map. **(Required)**

Note - The trail should have different colors for the westward and eastward journeys

- | | |
|---|--------|
| a. Map of the United States (1800) | 7 pts. |
| b. Lewis and Clark Trail (w/ return trip) | 3 pts. |
| c. Spanish Territory | 1 pt |
| d. Louisiana Territory | 1 pt |
| e. Oregon Territory | 1 pt |
| f. Columbia River | 1 pt |
| g. Snake River | 1 pt |
| h. Missouri River | 1 pt |
| i. Mississippi River | 1 pt |
| j. Ohio River | 1 pt |
| k. Rocky Mountains | 1 pt |
| l. Continental Divide | 1 pt |
| m. Great Plains | 1 pt |
| n. Ft. Clatsop | 1 pt |
| o. Ft. Mandan | 1 pt |
| p. St. Louis | 1 pt |
| q. Sgt. Floyd's Burial Site | 1 pt |

Total: 25 pts

2. **Overview of a Native American tribe** (25 pts.) – The Corps of Discovery encountered many native tribes during their trip. Meriwether Lewis and William Clark were ordered to serve as ambassadors between the United States and the Native Americans throughout the expedition. You will research one of the tribes they met and present information related to each of the following topics. **(Required)**

- | | |
|---|---------|
| a. The meeting ceremony developed by Lewis and Clark | 5 pts. |
| b. The name of a tribe encountered by the Corps and a description of some of their customs (lodging, food, medicine, beliefs) | 10 pts. |
| c. Where your tribe was located (A list of current states AND a map of their location) | 10 pts. |

25 pts.

3. **Winter Camp Reports** (25 pts.) – Research their two winter camps and report on the following topics. **(Optional)**

- | | |
|---|---------|
| a. Name each winter camp and the current state where it would be located | 2 pts. |
| b. When and how long did the Corps of Discovery stay at each camp? | 5 pts. |
| c. What noteworthy people did the Corps encounter at the first winter camp? | 3 pts. |
| d. Explain the significance of “the vote” that occurred at the second winter camp | 3 pts. |
| e. Create a diagram of the layout for both winter camps | 12 pts. |

25 pts.

4. **Drawings and Diagrams of "Flora and Fauna"** (25 pts) – Lewis documented hundreds of new species of plants and animals that were unknown to eastern scientists. For this option, you will research five plants and five animals found by Lewis, draw each of them, and provide basic information about them. **(Optional)**

- a. Five illustrations of plants (colored) 10 pts.
- b. Five illustrations of animals (colored) 10 pts.
- c. The date when Lewis first recorded each 5 pts.

25 pts.

Journal Scoring

- 1. Trail Map 25 pts.
- 2. Indian Tribe 25 pts.
- 3. Winter Camps or Plants & Animals 25 pts.
- 4. Overall neatness, grammar, spelling - 15 pts.
- 5. Bibliography 10 pts.

Must have a minimum of 3 sources. 1 must be a non-internet source.

100 pts.

Rubric – Model, Scenery and Paper

1. **Model & Scenery** (80 pts) – You will research one of the following topics and build a model from natural objects, along with appropriate scenery. **THE BASE OF YOUR PROJECT MAY NOT EXCEED 18”x18”.**

- Keelboat
- Mandan Earthen Lodge
- Ft. Mandan
- Dugout Canoe
- Floyd’s Monument
- Storage Cache
- Fort Clatsop

2. **Paper and Bibliography** (20 pts) – In addition to the model, you must submit a brief paper that summarizes how your topic relates to the expedition. Bibliography must have a minimum of 3 sources. One source must be a non-internet source.

(See the attached rubric for specific scoring guidelines)

Resources





There are a lot of accurate and reliable online resources available for Lewis and Clark. I have placed a lot of those resources on my website. (<http://mrfitzsamericanhistorywiki.wikispaces.com/>) You can also use a variety of print resources. Please remember that each source that you use must end up in your bibliography. Your bibliography must be in MLA format. Use your research paper packet that Mrs. Kettle gave you to site your sources. Without a bibliography, the best grade that a project can receive is a 70%.

Name _____



Period _____

Project _____

Corps of Discovery - Research Project**Model 80**

| Points Earned | | | | | | |
|---------------------------------|---|---|---|---|-----|---|
| | 5 | 4 | 3 | 2 | 1 | 0 |
| Historical Accuracy 30 | Wow! Is this the original? | Good work, it somewhat looks like the real one. | I can tell what it is, but it doesn't look like the real one. |  | x 6 | |
| Neatness 15 | I would hire you to remodel my house! | A little messy, but still very good. | Sloppy work, I wouldn't let you paint. |  | x 3 | |
| Creative use of materials 15 | Very resourceful - You would do well on Survivor! | Good ideas, but you didn't really "think outside of the box." | Similar to buying a pre-made model. |  | x 3 | |
| Scenery 20 | Hey Lewis, are we <u>still</u> on the trail? | I think I recognize this place, but I'm not sure. | So... where did this take place? |  | x 4 | |

Paper 20

| 543210 | | | | | | |
|---------------------|--|--|---|---|-----|--|
| Historical Value 10 | Hey, I really understand how this was connected to the expedition. | I have an idea why, but I'm not really sure. | Did this have any impact on the expedition? |  | x 2 | |
| Bibliography 10 | Consistently followed the format. Mrs. Kettel would be proud! | Few errors in formatting. | I don't think you looked at the format carefully. Don't go to Mrs. Kettel's room! |  | x 2 | |

Total Score _____

****NOTE**** The details are important in these citations—the order of the information, punctuation, underlining and quote marks all must be exact.

5. Examples of Common Forms of Sources for Citation

Print Resources (Viewed in Print Form)

Book by editor

Last Name, First Name, ed. *Title*. Place of publication: Publisher, Copyright Date.

Medium.

Kettle, Jackie, ed. *Women in the West*. NY: Harcourt, 2009. Print.

Book by One Author

Last Name, First Name. *Title*. Place of publication: Publisher, Copyright Date.

Medium.

Example:

Jameson, George P. *Ellis Island*. New York: Icon Press, 2006. Print.

Book by Two Authors

Last Name, First Name and First Name Last Name. *Title*. Place of publication:

Publisher, Copyright Date. Medium.

Example:

Smith, Henry G. and Betty Harmon. *Freedom Rides*. Chicago: Broad Shoulder Press, 2006. Print.

Encyclopedia (NOTE: The author is usually listed at the end of the article. If an author is not listed, begin the entry with the title of the article.)

Last Name, First Name. "Title of Article." *Name of Encyclopedia*. Edition Year.

Medium.

Example:

Franz, Charlene. "Goat." *World Book*. 2006 ed. Print.

Magazine Article

Last Name, First Name. "Title of Article." *Title of Magazine*. Date: Page numbers. Medium.

Example:

Thomasson, Ronald. "Salt Mines of Lake Erie." *Cleveland Magazine*. 15 May 2004: 23-25. Print.

Non-Print Resources (Viewed Electronically)

If there is no publisher, put n.p. If there is no date for the website, put n.d.
Internet Website

Editor, author, or compiler name (if available). "Title of Article." Name of Site.

Name of institution/organization affiliated with the site (sponsor or publisher), date of resource creation (if available). Web. Date of access.

Examples:

Hiller, Darin. "Buffalo Soldiers." American West. Georgia College and State University, 7 July 2006. Web. 31 August 2006.